

FIGURE 8.1

INDEX NUMBER	PART NUMBER	DESCRIPTION	QUANTITY
1	7501232	TOP SHIELD	1
2	1926801	NUT #6-32	2
3	7500830	TOP COVER	1
4	7501233	COVER DECAL	1
5	7501231	BOTTOM COVER	1
6	1146769	SCREW W/PLASTIC WASHER	4

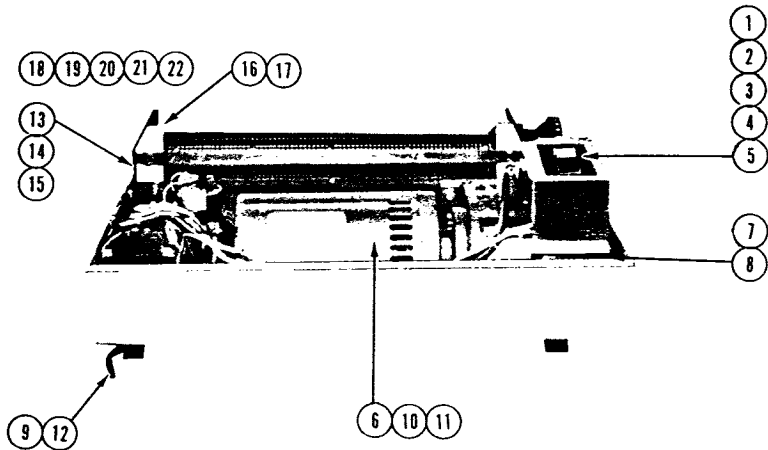


FIGURE 8.2

INDEX NUMBER	PART NUMBER	DESCRIPTION	QUANTITY
1	1146830	ROCKER SWITCH, ON	1
2	1146829	ROCKER SWITCH, OFF	1
3	7500633	SWITCH LABEL	1
4	1146853	SWITCH BRACKET	1
5	1911105	SCREW #8-32 X 1/4"	3
6	1146880	MOTOR	1
7	1145795	SUPPORT, SWITCH BRACKET R.H.	1
8	1145796	SUPPORT, SWITCH BRACKET L.H.	1
9	6200012	POWER CORD, 115VAC	1
10	1951926	SCREW 5/16-18 X 1 1/2"	4
11	1926011	LOCKWASHER, 5/16"	4
12	1952416	STRAIN RELIEF	1
13	1131147	FLAP SWITCH, 115VAC	1
14	1146539	INSULATOR	2
15	1902834	SCREW #4-40 X 5/8"	2
16	1145706	FLAP SWITCH ACTUATOR	1
17	1911106	SCREW #8-32 X 3/8"	4
18	1139322	REVERSE SWITCH	1
19	1902840	SCREW #4-40 X 3/4"	2
20	1131146	ACTUATOR, REVERSE SWITCH	1
21	1900503	SCREW, ACTUATOR #10-32 X 3/4"	1
22	1925162	WASHER, ACTUATOR SCREW	1

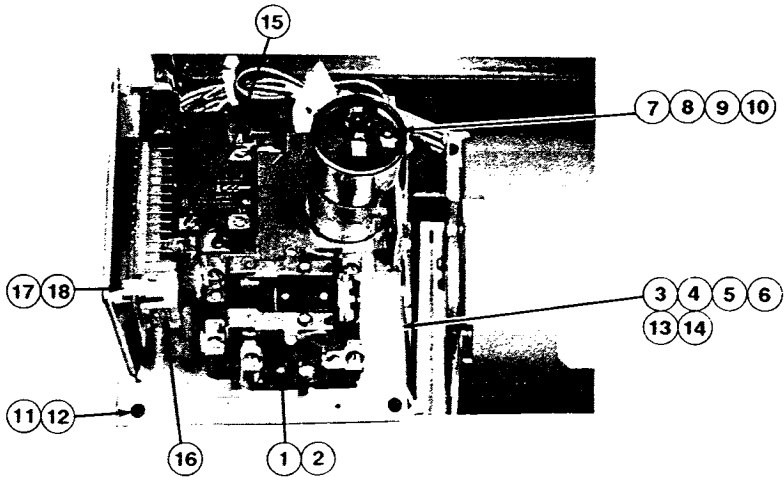


FIGURE 8.3

INDEX NUMBER	PART NUMBER	DESCRIPTION	QUANTITY
1	1146857	CONTACTOR	1
2	1907806	SCREW #8-32 X 3/4"	6
3	1145825	START CAPACITOR, 374MF	1
4	1145592	END CAP, CAPACITOR	1
5	1145591	CAPACITOR BRACKET	1
6	1907611	SCREW #10-32 X 1/2" FLAT HEAD	2
7	6205006	RUN CAPACITOR, 20 MF, 370VAC	1
8	1145205	STRAP, CAPACITOR	1
9	1903030	SCREW #6-32 X 1/2" TRUSS HEAD	2
10	1926801	NUT #6-32	4
11	1146869	POWER BRACKET	1
12	1911103	SCREW #10-32 X 1/2"	5
13	1145792	STANDOFF, LONG	1
14	1145793	STANDOFF, SHORT	2
15	1146856	SOLID STATE RELAY	1
16	1146881	PRINTED CIRCUIT BOARD	1
17	1146855	SUPPORT, PRINTED CIRCUIT BOARD	4
18	1907902	SCREW #6-32 X 3/8"	4
19	1146889	FEMALE CONNECTOR PCB (NOT SHOWN)	1
20	1950004	TERMINALS (FEMALE) FOR N46889 CONNECTOR (NOT SHOWN)	14

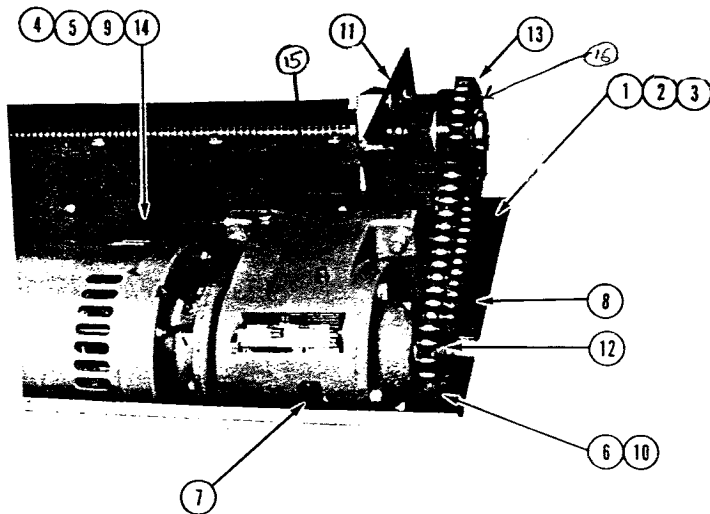


FIGURE 8.4

INDEX NUMBER	PART NUMBER	PART NAME	QUANTITY
1	1145776	FRAME. . . . .	1
2	1120322	RUBBER FOOT. . . . .	4
3	1900539	SCREW 1/4-20 X 1 1/4" . . . . .	4
4	1140020	FAN, 115VAC. . . . .	1
5	1907611	SCREW #10-32 X 5/16" FLAT HEAD. . . . .	1
6	1145795	SWITCH BRACKET . . . . .	1
7	1145796	SWITCH BRACKET . . . . .	1
8	1145797	SWITCH BRACKET . . . . .	1
9	1145884	FRONT DEFLECTOR. . . . .	1
10	1902836	SCREW, 10/32 X 1/4" . . . . .	3
11	1145788	ROD, FLAP. . . . .	1
12	1145807	MOTOR SPROCKET . . . . .	1
13	1145808	CHAIN. . . . .	1
14	1146861	FAN CORD ASSY. . . . .	1
15	7501035	Shim . . . . .	2
16	G181005	Sprocket (Larger) static up slack without shim) . . . . .	1

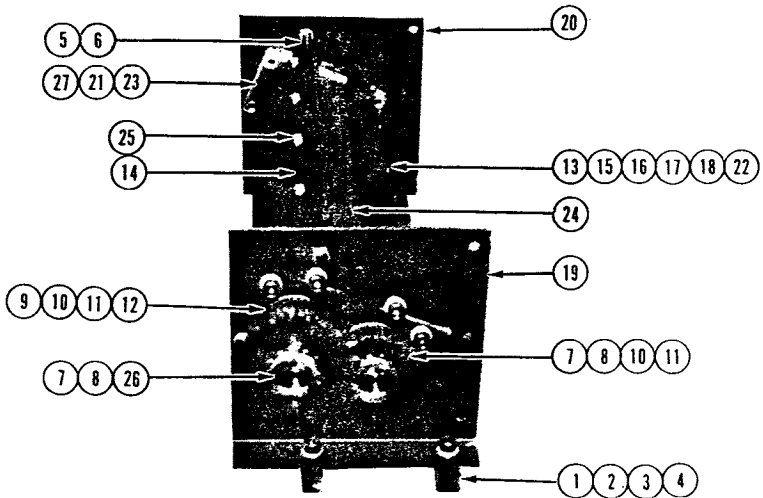


FIGURE 8.5

INDEX NUMBER	PART NUMBER	DESCRIPTION	QUANTITY
1	1145783	MOTOR ROD	2
2	1900558	SCREW 3/8-16 X 1"	10
3	1900579	SCREW 3/18-16 X 3/4"	10
4	1926010	LOCKWASHER	20
5	1145789	SPACER SHAFT	1
6	1931607	RETAINING RING	2
7	1145185	LOCKWASHER	2
8	1145186	LOCKNUT	2
9	1145806	CUTTER SPROCKET	1
10	1145228	SPACER	3
11	1145189	CUTTER GEAR	2
12	1145823	UPPER CUTTER SPACER	1
13	1145782	STRIPPER ROD	4
14	1145805	STRIPPER, FRONT	4
15	1145822	STRIPPER, BACK	4
16	1925009	WASHER	20
17	1900609	SCREW #10-32 X 1 1/4" FLAT HEAD	10
18	1926803	NUT #10	20
19	1145786	RIGHT SIDE PLATE	1
20	1145785	LEFT SIDE PLATE	1
21	1902826	SCREW #10-32 X 1 1/4" PAN HEAD	10
22	1952059	FLANGE BEARING	2
23	1145784	BEARING HOUSING	2
24	1146884	LOWER CUTTER (SHORT)	1
25	1145804	UPPER CUTTER (LONG)	1
26	1852819	KEY, 1/4 X 3/4"	3
27	1122103	BALL BEARING (NOT SHOWN)	4
28	1146788	METAL FLAP-PAPER FULL (NOT SHOWN)	1
29	1902809	SCREW-METAL FLAP 8-32X1/2" (NOT SHOWN)	3
30	1145788	FLAP ROD	1

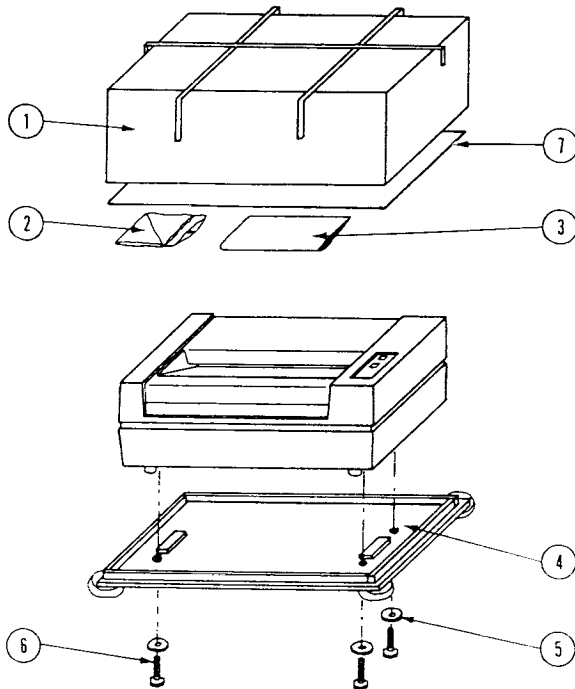


FIGURE 8.6

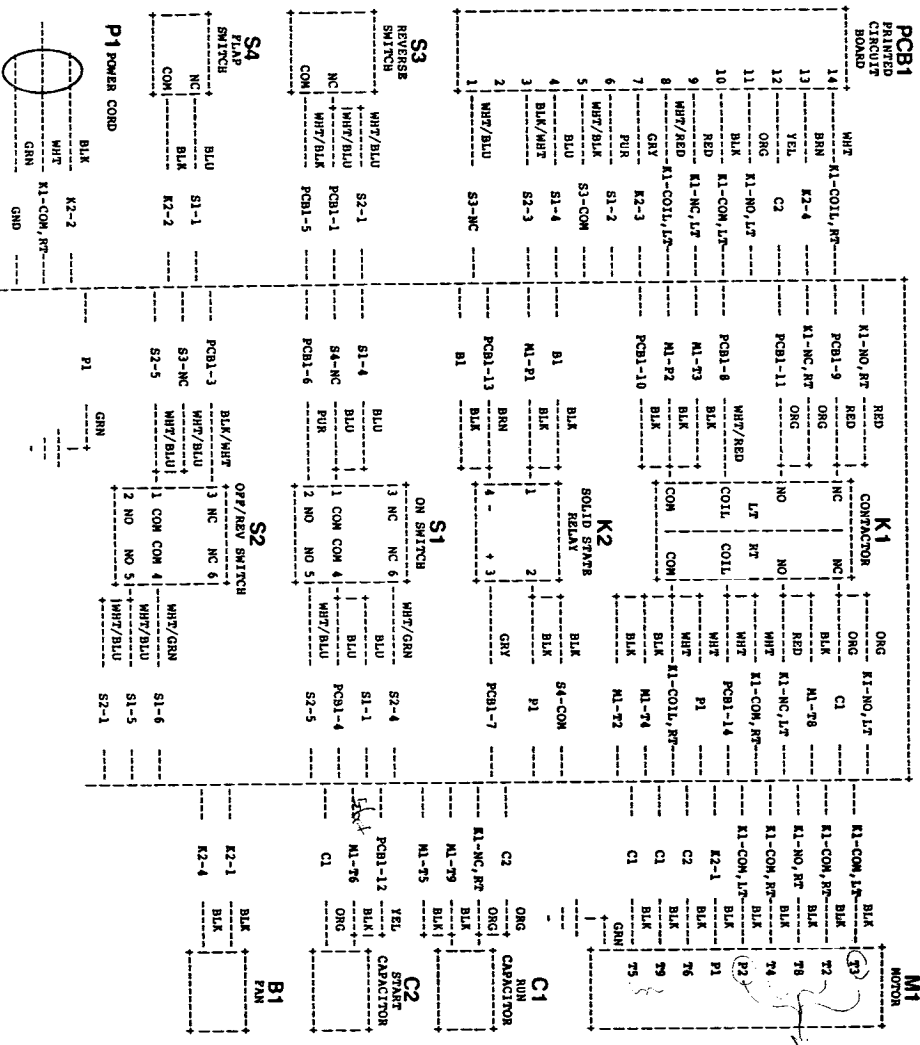
INDEX NUMBER	PART NUMBER	DESCRIPTION	QUANTITY
1	1145893	CARTON	1
2	1146808	BAGS, PACK OF 10	1
3	6000015	INSTRUCTION MANUAL	1
4	1145894	WOODEN BASE	1
5	1925034	WASHER	3
6	1951943	BOLT, 3/8-16 X 3"	3
7	1145885	CORRUGATED PAD	3

## 9.0 RECOMMENDED SPARE PARTS LIST

**NOTE:** This is a list of projected usage parts only. Less frequently used and incidental parts should be determined and stocked at your discretion.

PART NO.	PART NAME	QUANTITY
1146881	PRINTED CIRCUIT BOARD . . . . .	1
1146857	CONTACTOR . . . . .	1
1146856	SOLID STATE RELAY . . . . .	1
1145987	RUN CAPACITOR . . . . .	1
1145825	START CAPACITOR . . . . .	1
1146830	ROCKER SWITCH, ON . . . . .	1
1146829	ROCKER SWITCH, OFF. . . . .	1
1131147	FLAP SWITCH . . . . .	1
1139322	REVERSE SWITCH. . . . .	1





5.5 Electrical Wiring Diagram 115 VAC