

FIGURE 8.1

1646S PARTS LIST

INDEX #	PART #	DESCRIPTION	QTY.
1	7500832	TOP SHIELD	1
2	1926801	NUT (KEPS)	2
3	7500830	TOP COVER	1
4	6009148	FRONT LABEL	1
5	7500831	BOTTOM COVER	1
6	6176016	RUBBER FOOT	4
7	1900537	SCREW, ¼-20 X 1-½" LONG	4
8	1146769	SCREW W/PLASTIC WASHER	4

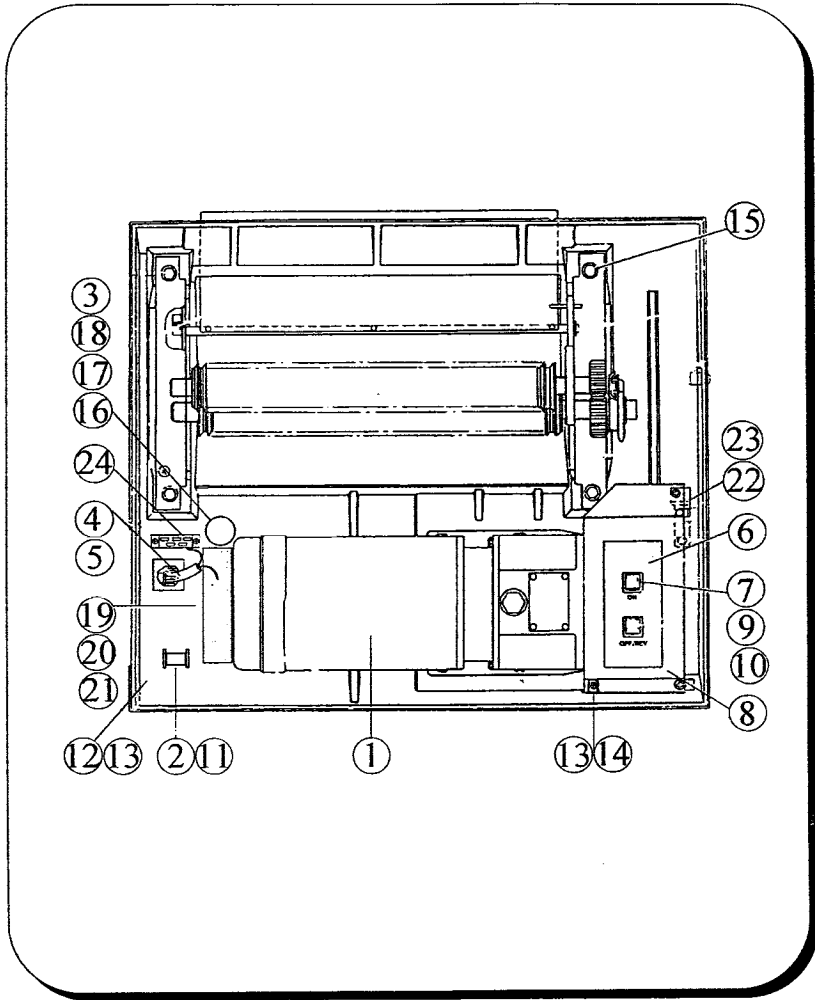


FIGURE 8.2

FIGURE 8.2

INDEX #	PART #	DESCRIPTION	QTY.
1	6208063	MOTOR	1
2	1139323	RELAY	1
3	6205034	CAPACITOR 108-130MFD, 250VAC	1
4	6200003	POWER CORD	1
5	1952414	STRAIN RELIEF	1
6	7500833	CONTROL LABEL	1
7	1146744	CONTROL SWITCH	1
8	1146766	SWITCH BRACKET	1
9	1903030	SCREW, SW MOUNTING #6-32 X ½"	2
10	1925007	WASHER	2
11	1907813	SCREW, RELAY MOUNTING #8-32 X ¼"	1
12	1145984	POWER BRACKET	1
13	1911105	SCREW #8-32 X ¼"	7
14	1925903	LOCKWASHER	3
15	1903205	SCREW, CUTTING HD 5/16-18 X ¾"	4
16	6210080	CLAMP, CAPACITOR	1
17	1902804	SCREW #8-32 X 3/8"	1
18	1926802	NUT #8-32	1
19	6203003	FAN 115V	1
20	7500930	FAN MOUNTING BRACKET	1
21	1907809	SCREW, #10-32 X 3/8"	2
22	1145754	SWITCH BRACKET	1
23	1911106	SCREW, SWITCH BRACKET #8-32 X 3/8"	2
24	6196008	TERMINAL BLOCK	1
25	6204009	START RELAY (NOT SHOWN) 4CR-1-724	1

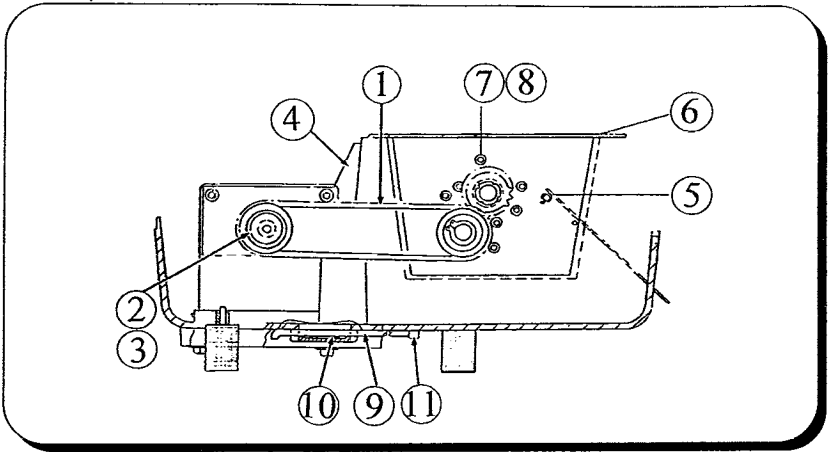


FIGURE 8.3

INDEX #	PART #	DESCRIPTION	QTY.
1	6181001	CHAIN 3/8 PITCH	1
2	6181003	SPROCKET, 20 TOOTH, MOTOR	1
3	1852807	KEY 3/16 X 1/2"	1
4	1146901	SUPPORT PLATE	2
5	1931606	RETAINING RING	1
6	1145920	RIGHT SIDE PLATE ASSY.	1
7	1926002	SPRING WASHER	12
8	1900512	SCREW, SOCKET HEAD 1/4-20 X 1/2"	12
9	7500636	BAG ROD	2
10	1145231	SPRING	2
11	1145247	PLASTIC CAP	2

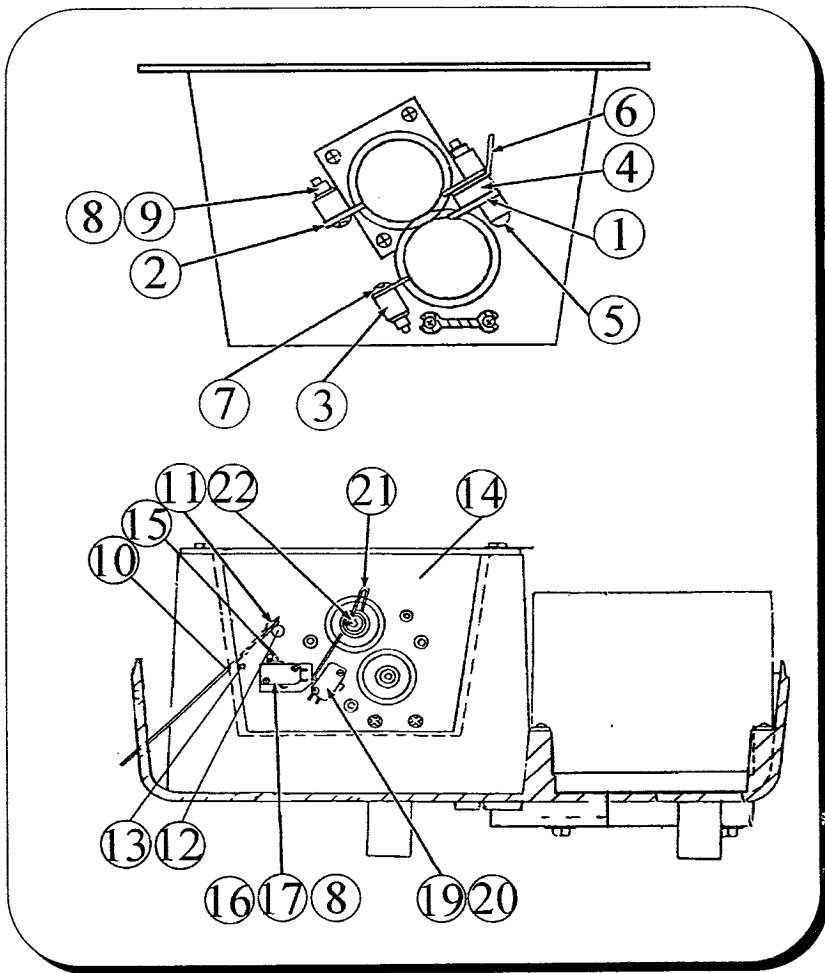


FIGURE 8.4

FIGURE 8.4

INDEX #	PART #	DESCRIPTION	QTY.
1	1145926	FRONT STRIPPER	2
2	1145925	BACK STRIPPER	2
3	1145927	STRIPPER SUPPORT BAR	4
4	1145995	PAPER GUIDE (FOLDING BLOCK)	2
5	1902855	SCREW, FRT STRIPPER #10-32 X 1 1/4"	2
6	7500835	FRONT DEFLECTOR	1
7	1903033	SCREW, REAR STRIPPER #10-32 X 7/8"	10
8	1925009	FLAT WASHER #10	14
9	1926803	NUT #10-32	12
10	1145405	FLAP	1
11	1902804	SCREW #8-32 X 3/8"	4
12	1145974	FLAP SHAFT	1
13	1929224	SPRING PIN	1
14	1145919	LEFT SIDE PLATE	1
15	1145975	FLAP SWITCH ACTUATOR	1
16	1131147	FLAP SWITCH	1
17	1902834	SCREW, #4-40 X 5/8"	4
18	1146539	INSULATOR	1
19	1139322	REVERSE SWITCH	1
20	1145694	STANDOFF	2
21	1131146	ACTUATOR, REVERSE SWITCH	2
22	1900556	SCREW, ACTUATOR #10-32 X 5/16"	1

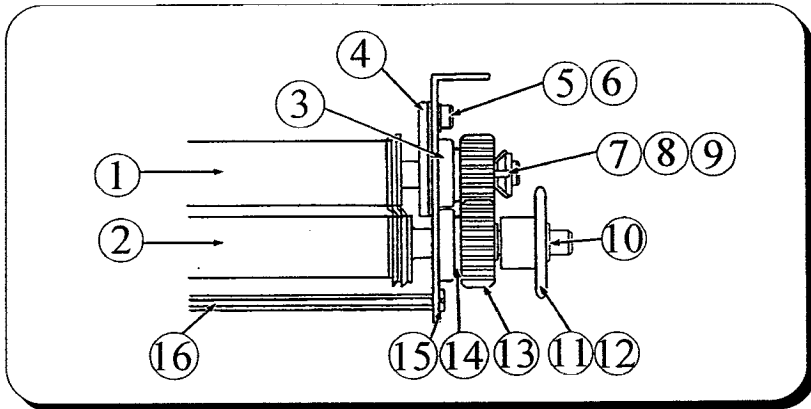


FIGURE 8.5

INDEX #	PART #	DESCRIPTION	QTY.
1	1145895	UPPER CUTTER	1
2	1146910	LOWER CUTTER	1
3	1145180	BEARING, CUTTER SHAFT	4
4	1145929	RETAINER PLATE, BEARING	1
5	1926002	SPRING WASHER	12
6	1900512	SCREW, SOCKET HEAD ¼-20 X ½"	12
7	1145930	LOCKNUT	1
8	1145931	LOCKWASHER	1
9	1852807	KEY 3/16 X ½"	2
10	1931605	GRIP RING	2
11	6181004	SPROCKET, 26 TOOTH, CUTTER	1
12	1852817	KEY 3/16 X 3/8"	1
13	1145976	GEAR, CUTTER	2
14	1145928	SPACER, CUTTER	2
15	1907809	SCREW, SPACER GUARD #10-32 X 3/8"	4
16	1145798	SPACER GUARD	1

5.4 ELECTRICAL SCHEMATIC/WIRING DIAGRAM 115VAC

